

Another Brand Of Carbide Can

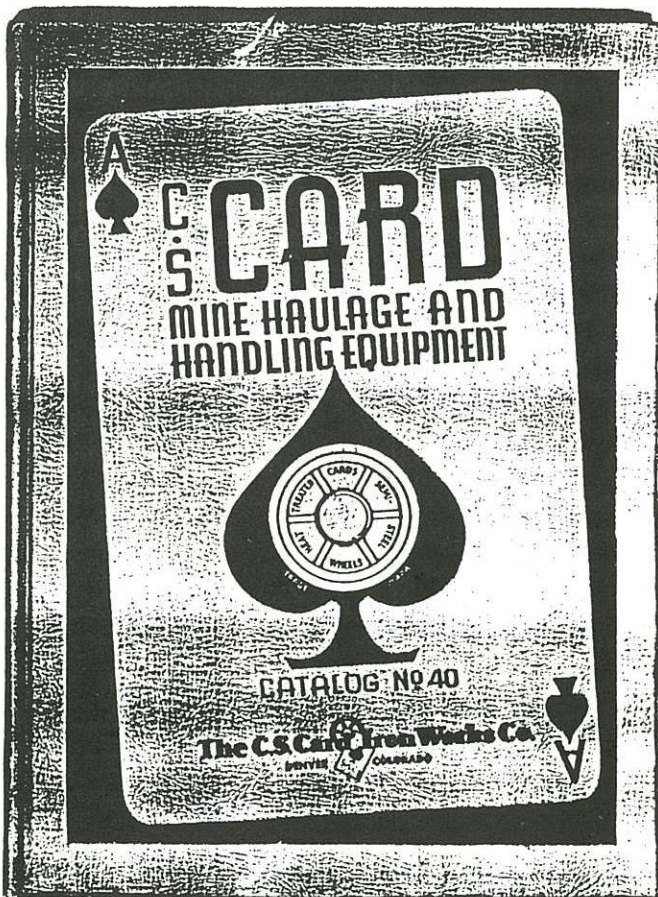

John Neilsen of Lake Elsinore, California, sent us photos of a two pound carbide can called "CARBOLITE" which was sold by the American Carbolite Sales Co. of Duluth, Minnesota. The can is painted yellow with black lettering. The can is 3 1/2 inches in diameter and 5 1/2 inches tall. The photos are of the front and back of the can.

A Mine Haulage Catalog

I recently picked up this colorful hard bound catalog from the C.S. Card Iron Works Company of Denver, Colorado. The cover is bright yellow with black letters and is dated 1940. Every page of this 120 page catalog is full of great information about every type of mine haulage equipment you could think of.

Most books are usually put away in some book case waiting for the day to come to be used for its information. But this book was so attractive I decided to stand it up in the back of a display case to add some needed color.


Ted Bobrink



C. Section THE C.S. CARD IRON WORKS CO. Page 51

"CARD" ORE CARS

TYPE "S"



Type "S" cars are built especially for use in haulage and are recommended for the most severe service.

They are usually equipped with "CARD" Electric Hoist for easy loading. Details are given in page 8 Section A.

They are equipped with bumper and hook at the front and rear of the car.

A combination of chain hoist and fast moving hook allows the car to be loaded without lifting the body.

The body is strongly reinforced and mounted on heavy roller bearings and other special construction details with no hand gear or other parts of the body from the king pin when the body is rotated.

Builds ready to ship. Specifications and prices on page 8.

"CARD" SCOOP CARS

The standard scoop car with a solid body can be used to advantage in handling iron or steel ores, such as hematite.

The standard body is mounted on a special Johnson roller bearing frame, built with reinforced frame that takes part of the load from the king pin when body is rotated. Body is marked by a trouble catch at rear.

Equipped with "CARD" Electric Hoist for easy loading. Details are given in page 8 Section A.

Builds ready to ship. Specifications and prices on page 8.

Specifications, Prices and Average Weights in Pounds - Each 10' Track Gauge Car

Car Type	Overall Dimensions	Track Bed Dimensions	Height of Body	Capacity of Body	Weight of Body	Weight of Car
K-12	48" x 36" x 36"	36" x 36" x 36"	36"	12,000	1,500	13,500
K-18	48" x 48" x 36"	36" x 36" x 36"	36"	18,000	2,250	20,250

* K-12 car with "CARD" TIPPED Truck for 10' gauge.