

Illustrations of Late Model Grier Lamps

by Len Gaska

On the following two pages are illustrations of the major varieties of Grier lamps referenced in the preceding article by Dave Thorpe. On the second page is an illustration of the inside label of a Grier Bros. parts repair kit from the collection of Len Gaska.

Horizontal Styles



Style 1




Style 2

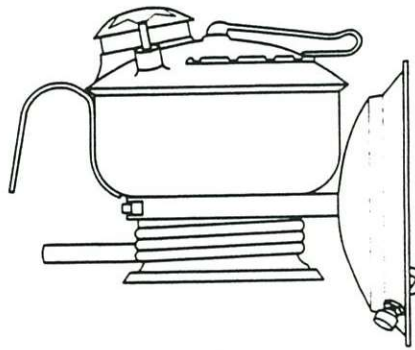


Style 3

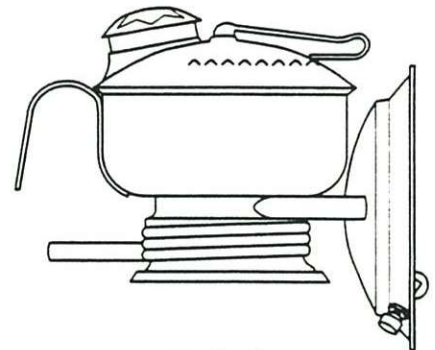
Vertical Styles




Style 1





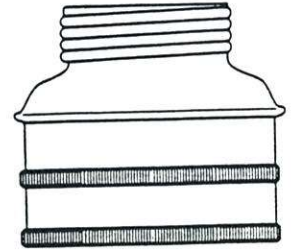

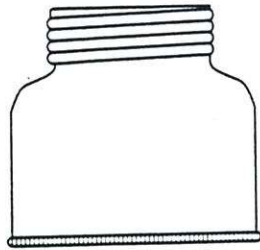
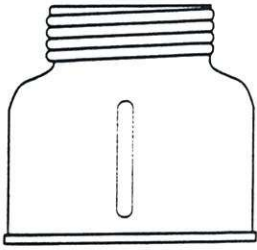
Style 2



Style 3



Bases




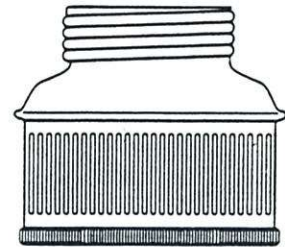
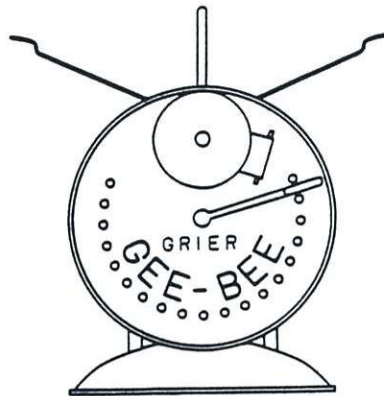

Style A

Style B

Style C

Style D

The Gee-Bee



REPAIR PARTS FOR
GRIER CARBIDE LAMPS

WILL FIT ALL CARBIDE LAMPS

CONTENTS

PRICE

- 3 Doz. Gaskets.....
- 6 .. Felts.....
- 2 .. Lava Tips.....
- 3 .. Brass Tips.....
- 14 .. Flints.....
- 1 .. Sparkers Complete.....



CONTENTS

PRICE

- 2 Doz. Sparker Springs.....
- 1 .. Sparker Caps.....
- 1 .. Sparker Nuts.....
- 1 .. J. & T. Cleaning Wires.....
- 1 .. J. & T. Brass Springs.....
- 1 .. J. & T. Caps.....